


# Lotherton Hall Estate and Bird Garden Education Visits



## Contents

Welcome To Lotherton Hall Estate and Bird Garden

Opening Times, Facilities and Site Map

Admission Charges

Booking Your Visit & Guided Activities Information

Learning Outside The Classroom Manifesto And The Education Service

What's On Offer? Guided Activities You Can Book

Lotherton Bird Garden Pictures

Bird Garden Map

Support Material To Buy and Download

Health and Safety Information

Self-Guided Booking Form

### **Lotherton Estate and Bird Garden**

To book self-guided visits and Education Officer-led visits to Lotherton Estate and Bird Garden, please contact

The Reception Office, Stable Courtyard, Temple Newsam Estate, Leeds, LS15 0AD

Phone (0113) 2645535

Fax (0113) 2326485

E-mail [templenewsam@leeds.gov.uk](mailto:templenewsam@leeds.gov.uk)

Or log on to [www.leeds.gov.uk/templenewsam](http://www.leeds.gov.uk/templenewsam)

# Welcome To Lotherton Hall Estate and Bird Garden

## The Historic Estate

Lotherton has almost every era of history woven into its fabric. Neolithic flint arrowheads were found near the Celtic military road that is today's Public Right of Way.

There is evidence for a much earlier Hall at Lotherton, which may have been built in the 12<sup>th</sup> century. The tiny Norman Chapel of Ease still stands, just opposite the entrance to the Hall. It is possible that the medieval village of 'Lutterington' may have had a moated manor and certainly it had a thriving village dating to 1137, with a ridge and furrow field system and village pond.

The Gascoigne family owned the Hall and Estate for over four hundred years and in the Edwardian era, Mrs. Gwendolen Gascoigne designed and built the delightful Formal Gardens, filling them with trees and shrubs that have matured to perfection.

The Estate is well wooded, with species planted over many years and a restored coppice in Captain Wood, offering wildlife and people a rich landscape to enjoy. A new orchard was planted in 2004, off the Boundary Trail at the edge of Captain Wood. Most Norman manors had their own orchards, as the production of cider and fresh fruit was much prized. It seems fitting that Lotherton now has its own orchard – whether for the first or the second time in history.



## Lotherton Bird Garden

Built in the late 1970's and constantly upgraded and improved in line with modern zoo design, Lotherton Bird Garden offers the visitor a marvellous opportunity to see rare and endangered bird species from all over the world displayed in aviaries and paddocks.

"In To Africa" displays African birds, including African Crowned Cranes, Hammerkop, Cattle Egrets and Sacred Ibis, in a magnificent walk-through aviary which is the largest in Europe and where the birds fly over your head and feed closeby.

The Bird Garden offers an Education programme for all visitors, from primary schools and high schools, to University students and families. The staff are knowledgeable and friendly and happy to answer questions about the

birds in the collection. The Education Officer can be booked for guided tours and activities linked to the National Curriculum.

## The Boundary Trail

This covers an area of the Estate known in medieval times as the Great East Field. The hedges were planted in 1990 to create a walk for visitors who wanted to go further than the Formal Gardens and it connects with the path through Captain Wood and the Public Right of Way leading to Coburnhill Wood. Between 1993 and 2000, a number of mixed species copses were added, to create broader wildlife habitats.

## Lotherton Estate and Bird Garden Opening Times

The Estate, Formal Gardens & Boundary Trail are open every day, until dusk.

### Winter Opening and Closing Times

The Bird Garden is open from Mon – Sun 10.00 am to 4.00 pm with last admittance at 3.15 pm from 1st November to 1st March.

### Summer Opening and Closing Times

The Bird Garden is open Mon - Sun 10.00 am to 5.00 pm with last admission at 4.15 pm from 1st March to 31st October.

### Courtyard Facilities

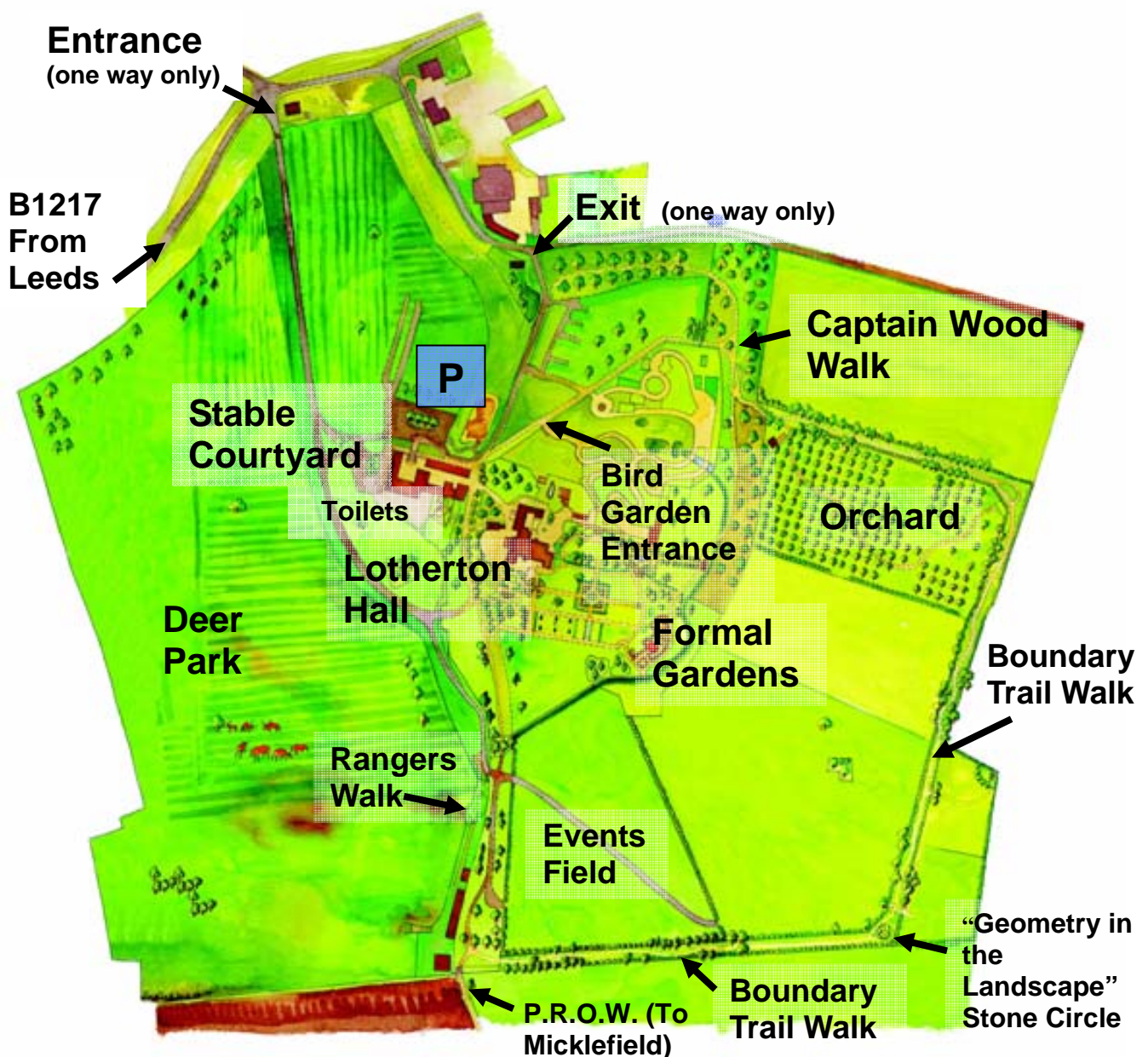
“The Stables” Tea Rooms.

Toilets and disabled persons toilet.

Lotherton Courtyard Shop. Gifts for all.

The Carriage Houses with displays of horse drawn vehicles, including one originally used on the estate. Open on selected dates only.

A popular activity playground with climbing frames, scramble nets and zip wire is situated close to Stable Courtyard.



## Admission Charges for Schools (per person)

<b>All school groups must be booked in advance.</b>	<b>Lotherton Bird Garden</b>
Adults	We recommend a donation of £1.00 per adult
Accompanied children under 16	We recommend a donation of £1.00 per child
Disabled Visitors	We recommend a donation of £1.00 for any able-bodied carer
All Schools	We recommend a donation of £1.00 per person
All Nursery Groups (under 5's)	Free
<b>Education Officer's time</b> for one session (2 hours morning or 2 hours afternoon)	£2.00 per child Adults go free See the section "Guided Activities" on page 5
<p><b>The Nest Box Education Room</b> The Nest Box is suitable for up to 32 children and 4 supervising adults. Larger groups are welcome, but should be split into groups small enough to comply with Health and Safety guidelines.</p> <p>The Nest Box has a washroom with toilet, for use by your class for self-guided morning (including lunchtime) or afternoon sessions or all day including lunchtime.</p> <p>No outside catering is allowed, but children and teachers can bring their own individual packed lunches and drinks.</p> <p>Your booking Includes a "Carnival of Colour" colouring book for ages 5 - 11, sent by email as a downloadable PDF to your school on receipt of your booking and coloured pencils to borrow.</p>	<p>The Nest Box Education Room is under 400 metres from the main public car park.</p> <p>The Nest Box costs £40.00 per session to hire A morning session is 10.00 am—12.30 pm. An afternoon session is 12.30 pm —3.00 pm</p> <p>Or £80.00 per day (10.00 am—3.00 pm)</p> <p>Please note: The Nest Box will not be available to anyone who has not booked it prior to their visit.</p> <p>Teachers should ensure that they leave the Nest Box Education Room in the state they would expect to find it in.</p> <p>Check that any left-over food and wrappers are taken home with you after lunch and that the taps on the sink in the washroom are switched off and the toilet is flushed.</p>
To book the "Hejvig The Hedge Witch" Bug-Hunting Box for self-guided visits, there is a fixed fee per class to cover losses and breakages.	£20.00 Non-returnable.

## Booking your Visit

**ALL GROUP VISITS MUST BE BOOKED IN ADVANCE.** For self-guided visits, please book at least two weeks in advance. Parties are accepted at quarter hourly intervals of not more than 40 at a time. Teachers and group leaders are welcome to visit the Estate and Bird Garden in advance to prepare risk assessments or work sheets. We regret that guides are not available for this purpose. Please write confirming your booking (enclosing a cheque to cover your admission fee, made payable to LEEDS CITY COUNCIL).

On receipt of your cheque, we will send you a PDF copy of our “Carnival of Colour” colouring book, by email, for you to print off for your group.

**Arriving On The Day:** A free dated Coach Parking Pass will be sent to your school, which you should display in the coach windscreen for the duration of your stay.

For Health and Safety purposes, it is essential that you **register your visit at the Bird Garden Office on arrival.** Follow the signs to the Office, where you can present a copy of your booking form at this time. You can also do this by contacting a member of staff, who will be happy to check your booking and sign you in. If you have booked an activity with the Education Officer, meet her at the Bird Garden entrance.

## Guided Activities on the Estate and Bird Garden

The Education Officer can be booked to lead your school in any of the guided activities listed in this document. The cost for her time is £2.00 per head per session.

A session is either 10.00 am to 12.00 noon or 12.30 pm to 2.30 pm. This cost is in addition to the £1.00 requested donation per child. If you book the Education Officer all day (for two led sessions) and pay your £1.00 per child donation, you will receive your Education Room booking for free.

Please choose two shorter activities to put together to make up a day visit. Our Education Officer covers both Temple Newsam and Lotherton Hall Estate and Bird Garden.

To avoid disappointment, please make your booking at least a month in advance in spring and autumn and up to three months in advance in summer to assure a place with her during the busy season. Each session lasts approximately 2 hours.

You only pay for the children in your group and not for the adults as we like to encourage a high “children-to-adult” ratio. (Normal admission charges still apply).

## Booking Refreshments from Lotherton Stables Café

You can book Picnic Boxes and Ice Creams for your school from Lotherton Stables Café in advance of your school visit by ringing Ann Marie Matthews, the Café Manager or Pam Pickering on (0113) 2812883. They will give you a price for the number of items you want to book in advance.

Ice Creams and Iced Lollies start at £0.30p.

A Childrens’ Lunch Box contains a sandwich, a rice crispy bun, a packet of crisps and a drink and cost £3.45.

# “Learning Outside The Classroom” Manifesto

Lotherton Hall Estate and Bird Garden provides a vital and stimulating environment for learning, both for school children and children with their parents and wider family. Whether your group choose to visit the Estate or the Bird Garden, the site’s mosaic of features and opportunities are sure to inspire and encourage creativity.

Our Education Officer and Bird Garden staff recognise that learning and discovery are at the core of what we provide for schools and families and this is embodied by the Learning Outside The Classroom Manifesto.

**“We believe that every young person should experience the world beyond the classroom as an essential part of learning and personal development, whatever their age, ability or circumstances.”**



Whether a Nursery Group books a simple tour of the Bird Garden with our Education Officer, or an AS level class is making a case study of the Bird Garden to understand the need for conservation and captive breeding programmes for endangered species, the commitment to experiential learning is always paramount. This life-size glove puppet is Carlos the Condor, who accompanies younger children through their sessions in the Bird Garden.

**“Learning outside the classroom is about raising achievement through an organised, powerful approach to learning in which direct experience is of prime importance. This is not only about what we learn but importantly how and where we learn.”**

The Education Officer at Lotherton Bird Garden combines real life experience-based learning with a passion for the magnificent collection of endangered birds and landscape, history, wildlife and countryside of Lotherton Hall Estate. She works with all ages of children from Nursery groups right up to AS and A level students, University undergraduates and adult groups with many and varied interests. She also encourages and supports University undergraduate research work on site.

**“Learning outside the classroom is not an end in itself, rather, we see it as a vehicle to develop the capacity to learn. It provides a framework for learning that uses surroundings and communities outside the classroom. This enables young people to construct their own learning and live successfully in the world that surrounds them.”**



For more information on the Learning Outside The Classroom Manifesto go to [www.teachernet.gov.uk/learningoutsidetheclassroom](http://www.teachernet.gov.uk/learningoutsidetheclassroom)

# What's On Offer?

## Lotherton Estate & Bird Garden Guided Education Activities

Lotherton Hall Estate and Bird Garden offers term-time activities for young people, from Nursery and Key Stage 1 to Key Stage 4.

Our Education Officer leads a wide range of activities and regularly designs "tailor made" sessions for schools and colleges. We strongly advise booking your led sessions well in advance. A programme of year-round holiday activities for children and families is also part of our life-long learning provision. Phone Julia Wynne Thorpe for further information and availability on (0113) 2645535 or email her at [julia.w.thorpe@leeds.gov.uk](mailto:julia.w.thorpe@leeds.gov.uk)

For Primary Schools

**"Meet The Birdies" Guided Tour** Available Tuesday to Friday. Up to 2 hour guided tour. Key Stage 1 and 2 Years 1 – 6.

### **Bird Brains – Freaky Beaky**

An introduction to birds, comparing body and beak shapes, different foods and habitats. With "Carlos the Condor" our glove puppet. Includes a guided tour of the Bird Garden. Key Stage 1 and 2 Years 2 – 6.

### **Bird Brains – Fabulous Flyers**

How did dinosaurs learn to fly and become birds? All about feathers. How do birds fly? Includes a guided tour of the Bird Garden. Key Stage 2 Years 4 – 6.

### **Bird Brains – Musical Mynahs**

Why do birds sing and how? An exploration of bird song and behaviour through playing and listening. "Carlos the Condor" helps the children investigate. Includes a guided tour of the Bird Garden. Years 2 – 4.

### **Bird Brains – Extinction! Agghhh!**

An investigation for older children into what is causing bird species to become extinct and what Lotherton Bird Garden is doing to conserve rare species. Includes a guided tour of the Bird Garden. Key Stage 2 Years 5 – 6.

### **Hejvig the Hedge Witch**

Learn about the fascinating insects that live in hedgerows. A magical bug-hunt! Education pack, teachers notes and self-guiding box to borrow at a fixed fee. Years 3 – 6.

For High Schools

**"Real Life Biology in Use"** An AS/A Level investigation into what the main causes of extinction are, how breeding programmes work and classification and adaptation of four example species in the Bird Garden.

**Revival : Birds of A Feather** is a joint project with Lotherton Hall. We worked with four High Schools and groups of textiles students to research and design hats inspired by birds and feathers. The project is also a competition and their completed work will be exhibited in 2010 with a hat designed for the project by international milliner Philip Treacy. For more information go to <http://revivalproject.wetpaint.com/> and view the photos of birds in the Bird Garden. Also check out the Suggested Research section for Birds of A Feather student packs called "Everything You Ever Wanted To Know About Birds" which are six downloadable PDF documents. Your route is [revival@lothertonhall/home/suggested\\_research/birds of a feather](mailto:revival@lothertonhall/home/suggested_research/birds_of_a_feather).

# Lotherton Bird Garden Pictures

The Bird Garden houses a comprehensive collection of birds from each of the world's continents, Europe and Asia, Africa, North and South America and Australia. Some species are extremely rare and others, though not endangered, are still very beautiful and help to enrich the visitor experience.



Our keepers learn a great deal about how to breed and care for some of the world's rarest species, by training with birds from species in the collection that are less difficult to keep. Some species are part of national and international breeding and conservation programmes; others are in "holding" collections until such time as we or other institutions may require specimens to transfer or borrow, to provide genetically diverse individuals for their breeding programmes.

Here are just a few pictures of some of the birds we have in our collection.

This is a crested Seriema, an African bird that stands up to 90 cm tall and has a call that has been described as sounding like a cross between the serrated bark of a young dog and the clucking of turkeys. It has piercing pale blue eyes and a fantastic crest of feathers on top of its nose.



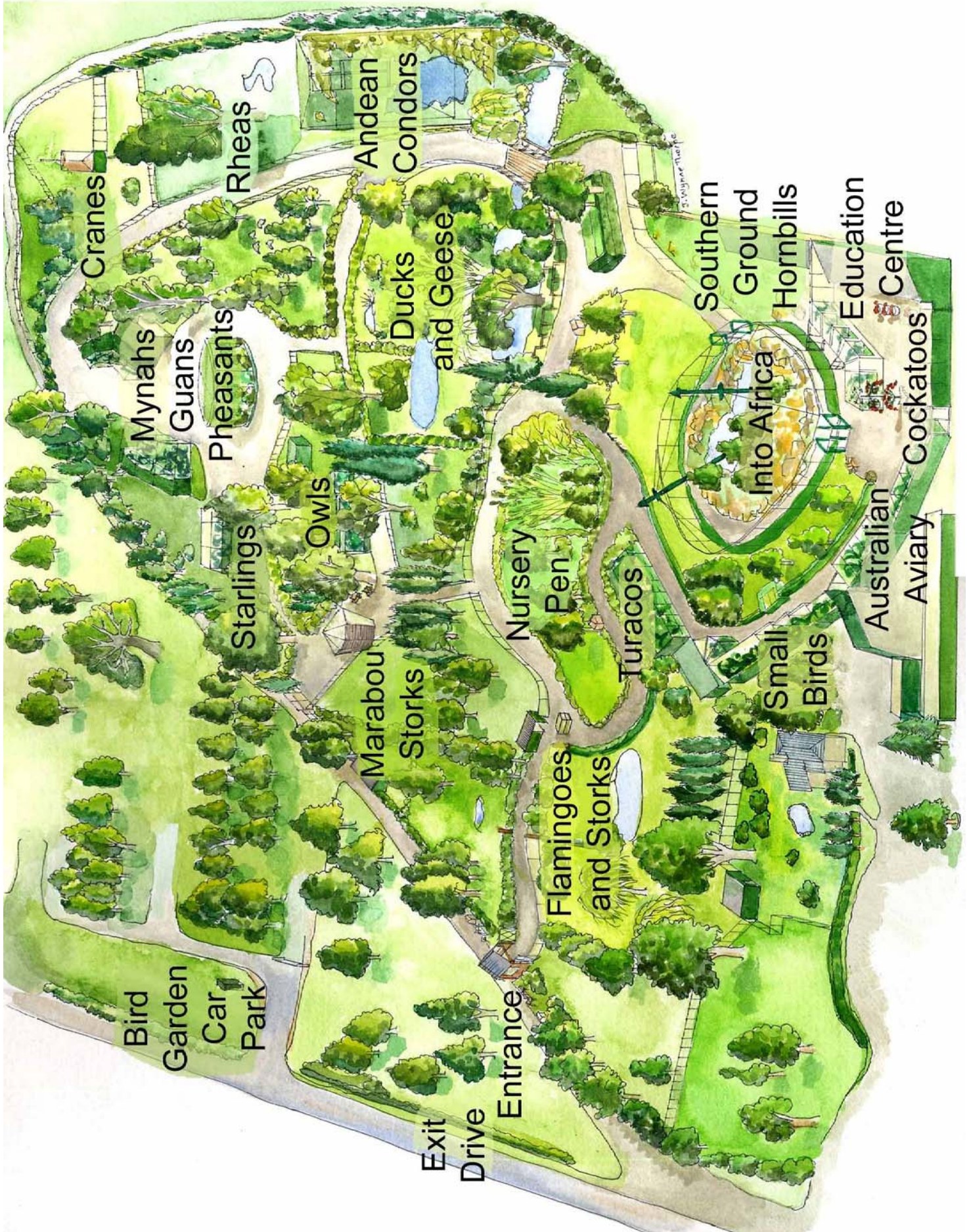
Our Snowy Owls were really at home in the winter weather of 2009-10. This is Bob, a hand-reared Snowy Owl. Snowy Owls have feathers on their feet—unlike other owl species. This is an adaptation to living in very cold conditions and deep snow and reduces the risk of the birds getting frostbite in their toes.

Bob's white feathers are not coloured by a dye or pigment. Their structure is actually hollow and reflects the light in such a way as to look white. The hollow design also traps air and acts like an expensive "holo-fil" duvet, keeping him snug and warm.

This is our female Andean Condor. Her beak is about 10 cm or 4 inches long. It is a powerful tool used for ripping and tearing meat. Condors are in the vulture family, so they wait for their prey to die before dining. Condors are intelligent and inquisitive and often investigate visitors who show an interest in them. They can live for over forty years and have a massive 2.3 metre (7.5 foot) wingspan.









The keepers at Lotherton Bird Garden help our Education Officer with guided tours for specialist groups. They also lead "Meet The Keeper" sessions in summer for the public. Like all the staff at the Bird Garden, they are dedicated professionals who always go the extra mile to care for their collection and pass on their enthusiasm and knowledge to visitors of all ages.



## Support Material To Buy and Download

We have 10 Teachers Packs that cover activities you can do at Lotherton.

	ITEM	DESCRIPTION	RETAIL PRICE
	<b>BIRD BRAINS</b> "Owls – Seeing and Hearing" Key Stage 1 and 2	Teachers Pack with work sheets and information on owls. (10 pages).	£2.00
	"Hejvig the Hedge Witch" Key Stage 1 and 2	Teachers Pack about hedgerows and the plants and animals that live in them, with information for teachers, work sheets, I.D. sheets and a quiz.	£3.00
	"Hejvig The Hedge Witch" Bug-Hunting Box (to hire)	A large box of useful bug-hunting gadgets, from pooters to magnifiers and I.D. charts	£20.00 Fixed fee
	The Treasury of Trees Key Stage 2	Teachers Pack with information on Lotherton, trees and their uses, tree biology, orchards and 27 practical activities and investigations you can do with your class. (39 pages).	£5.00
	"Real Life Biology in Use"  AS/A Level Biology.	A Teachers pack laying out the main causes of extinction, how breeding programmes work, how an understanding of genetics is vital to successful breeding and a study of four example species in the Bird Garden.	£2.00
	<b>Revival :</b> <b>Birds of A Feather</b> A Level Project Photos of birds at Lotherton Bird Garden  Six Student Packs : "Everything You Ever Wanted To Know About Birds!"	This is a joint project with Lotherton Hall. Four High Schools brought groups of textiles students to Lotherton Hall and Bird Garden to research and design hats inspired by birds and feathers. The project was a competition. The completed work will be exhibited in 2010 with a hat designed by international milliner Philip Treacy and will also feature in Leeds Fashion Festival.  For more information go to <a href="http://revivalproject.wetpaint.com/">http://revivalproject.wetpaint.com/</a> Go to the Suggested Research section for Birds of A Feather student packs called "Everything You Ever Wanted To Know About Birds" Student Notes in six PDF documents. Your route is revival@lothertonhall/home/suggestedresearch/birds of a feather.	FREE as PDF downloads

Everything but the Revival: Birds of a Feather documents can also be ordered by post, cheques made payable to LEEDS CITY COUNCIL.

We are always reviewing and extending our support material and we welcome any comments or suggestions as to the types of material that would assist you with your visit.

# Health and Safety Information

## Conduct

Please begin your visit on time to avoid congestion.

Allow enough time for toilet visits.

The lead teacher is responsible for class conduct.

No eating or drinking is allowed in either Lotherton Hall or the Bird Garden.

Birds can be unpredictable and may make sudden movements, kick or peck. Be responsible and take care. Never stick your fingers through the mesh of enclosures in the Bird Garden.

## Fire Procedure

In the event of a fire the fire alarm will sound.

Please make your way to the Bird Garden entrance. This is the Fire Assembly Point.

Please assist staff by keeping your group calm and orderly.

You are responsible for keeping your group together and for a head count once they are assembled outside the Bird Garden gates.

## Accident Procedure

If you require first aid, please contact a member of staff in the Bird Garden.

## Risk Assessments

Each school is responsible for their own risk assessment. See below for more detailed guidelines.

## Guidelines for Self-Guided Visits

These guidelines help you to write your own risk assessment before your visit.

We strongly recommend a “pre-visit” to the Estate and Bird Garden, in order to familiarise yourself with the layout and potential hazards and to work out how to reduce the risks as required by your risk assessment form.

These guidelines are written as a list of potential hazards and the control measures you need to put in place to reduce any risks. Often, these can be eliminated by being aware of any risks, taking very simple action and using common sense. The result will be a safe and enjoyable visit.



## Unfamiliarity with the layout of the Estate:

### Make a pre-visit

Make sure the person who has been on the pre-visit goes on the trip. Make sure you have your Estate Map and Bird Garden Map with you. Ask a member of our staff for help.

### In the Car Park:

The main pay-and-display car park is also designed for parking coaches. Drop your children off there. Do not drop them off at the side of the road. The bus may stop at the Bus Stop if it cannot stay for the day.

Keep your group under close supervision as you walk through the car parks. Moving cars may be hidden by stationary or parked vehicles. Do not allow the children to run about.

Cross over the roads as a single group.

Some of the surfaces in the car parks are uneven. Be aware of trip and slip hazards and maintain firm control of your group.

### **Walking to Stable Courtyard or the Bird Garden Entrance:**

Many of the surfaces around the Estate are of different materials and are at different slope angles. There are large grassed areas, tarmac, spray-chip and concrete cobbles. Lotherton Hall Estate is an old place and different areas have been developed over many years. Make allowances accordingly.

Be aware of slips and trips hazards and reduce the risk of an accident by getting your children to wear flat, sensible shoes. Maintain firm control of the group at all times and do not allow them to run on uneven surfaces.

### **Going To The Toilets:**

When any of your children need to go to the toilet, make sure they are accompanied by a responsible adult.

Supervise them washing their hands thoroughly after using the toilet, especially before they eat any food. Maintaining good personal hygiene will reduce the risk of cross-infection from many different sources.

Be aware that other schools, families and individuals may be using the toilets. Keep firm control of your group to avoid any unwanted attention from any person you are not sure of. In the unlikely event of any problems, please report it to a member of our staff immediately.

### **Going Round The Bird Garden:**



Slip and trip hazards include uneven slopes and surfaces, grass, mud and spray-chip. This list is not exhaustive and you should at all times use your own judgement in writing your risk assessment.

The Bird Garden is a collection of birds in aviaries, enclosures and a large “walk-through” aviary. Vehicles and trailers move about from time to time. Birds are also moved from one enclosure to another for various reasons. You should warn your children to stick together closely and to stand still, to one side of a thoroughfare, if a vehicle passes by. Your children should be closely supervised at all times and if a barrier has been closed across a normal thoroughfare please do not go beyond it. Please read any signs.


Watching birds is fun. It is one of the main reasons people visit the Estate. Although birds do not speak our language, they do react to things we do. If your children are noisy, scream and wave their arms about, our birds will react by making a lot of noise and becoming frightened. This in turn makes the children scream even louder. You must ensure your children behave calmly, quietly and respect our birds. If you cannot control them, you may be asked to leave.

All birds and animals carry zoonoses (bacteria and viruses that can pass from themselves to humans). It is vital that you remind the children not to suck their thumbs, put their fingers in their mouths, up their noses, in their eyes or ears, during their visit. Monitor those who are regular “thumb-suckers”.

Ensure that everyone washes their hands thoroughly after their visit. Maintain control over your group, so that whilst the last of your group are waiting to wash their hands, those who have already done so do not return to handle surfaces likely to carry germs. Our hand washing facilities are in the toilet block in Stable Courtyard. Our enclosures are cleaned daily, but birds are not toilet trained! If there is any poo... go around and not through it!

Many of our birds fly up onto the surrounding railings, where they may deposit their droppings. Just check that the hand rail you want to lean on hasn't got any free gifts on it!

It is important that you and your school should not unwrap, eat any food or drink anything you might have brought with you, in the Bird Garden, outside any designated area. You can eat your lunches on the grass in the park, after washing your hands. Bring a large plastic groundsheet to seat the children on if you intend to have a picnic. This will avoid them getting wet bottoms and getting any cross-contamination from the grass onto their hands and food. Carry a tub of wet-wipes with you, to clean hands or clothes as required.



Making a safe and successful trip outside the school environment is not just about writing a risk assessment. It is all about using the risk assessment and your common sense, maintaining control of your group without spoiling their day or becoming paranoid about the risks. An outdoor visit is all about exploration, investigation and fun. If you monitor the risks and take reasonable precautions, you and your children will have a great time.

Enjoy your trip.

# Lotherton Hall Estate and Bird Garden Self Guided School Booking Confirmation

Reception Office, Stable Courtyard  
Temple Newsam, Leeds, LS15 0AD  
Tel: 0113 2645535      Fax: 0113 2326485

Thank you for your donations, which continue to support the work of Lotherton Bird Garden and its conservation of rare and threatened birds.

Name of school	
Address	
Post Code	
Date of visit	
Time	
Age group	
Number of pupils	
Number of adults	
Admission Fee	
Booking Hejvig The Hedge Witch Box	£20.00 fixed fee
Additional Support Material	